




SEASONAL & PROFESSIONAL EXCHANGE PROGRAMS ORIENTATION

How to Use Unleesh



Sign in

There are two ways to access the CIEE Orientation via Unleesh:

1. From a computer, go to <http://ciee.unleesh.com>.
2. On a smart phone or tablet, download the Unleesh app from the [App store](#) (Apple) or [Google Play](#) (Android).

On the login page, enter your email address.

IMPORTANT

- **Use the same email address to which your Unleesh email invite was sent.**
- **Do not try logging in until you have received both:**
 - **An email from CIEE with your login information, *and***
 - **An email from Unleesh inviting you to the orientation.**

Your password is your DS-2019 number, which can be found in the top right corner of your DS-2019 Form and in your Beacon application.

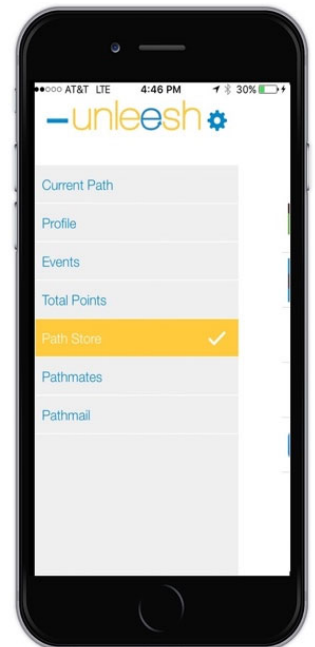
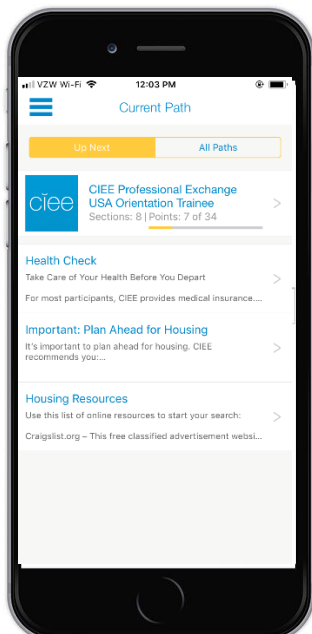
Start the CIEE Orientation Path

When you log in for the first time, you will go straight to the CIEE Orientation. Click on the first section to begin.

Troubleshoot: If you do not see the CIEE Orientation right away, click on the Path Store from the menu in the left-hand corner and select the orientation path there.

Tips for Accessing the Orientation

- If you log in to Unleesh and do not see the CIEE Orientation Path, please make sure that you have used the same email address where you received your Unleesh invite.
- For password problems, please use the Forgot Password link on the Unleesh login page (<http://web.unleeshadmin.com/#/login>) or tap on Forgot Password from the app's login page on your mobile device.
- If you still can't access the CIEE Orientation Path, please email support@unleesh.com.
- For more information about Unleesh, visit <https://www.unleesh.com/features>.





How to Use Unleash

Complete Steps

The CIEE Orientation is made up of **steps**. Each step is made up of two pieces:

1. Information we are sharing with you, including text, photos, videos, and PDF documents.
2. A “**Take Action**” section that will ask you a question. You must answer the question to proceed.

When you have completed a step, you will see a yellow checkmark that says *finished*. Then **scroll down and click the next section**.

Complete the Orientation

Completing steps earns you points. Once all sections have been checked off, you are done!



Access During your Program

You will have access to the CIEE Orientation throughout your time in the U.S. It may be useful to download the path for offline use. We also recommend that you download the supplemental documents and save them to your phone or computer.